

## D80D0WQ ERASER v1.0 ERRATA SHEET

Bill of materials:

1. Resistor 4.7k (0.125w) - 3 pc.
2. Insulated wire ~ 35 - 38 mm
3. Glue (all purpose)

Prepare 3 resistors: make it 7 mm length from both sides. Resistors from the right side must be solder to ATMEGA16 – pins numbers: 16; 17; 18. Prepare insulated wire ~35 - 38 mm. Resistors from the left side must be solder together then across the board to capacitor with nominal 0.1mF according to picture 2. Then apply the glue to the joints.

Figure 1. Resistors preparation

..... >

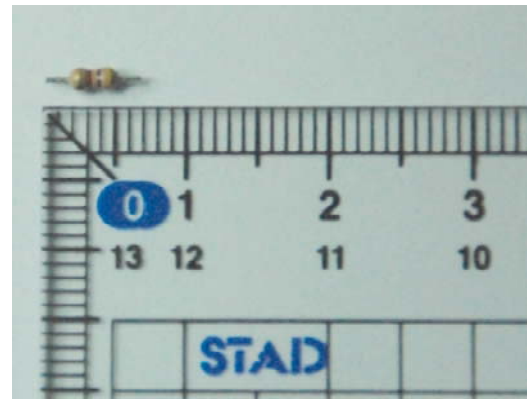


Figure 2. Wire across the boards then apply the glue to the joins

..... >




Figure 3.  
Insulated wire

..... >




Figure 4. Glue



This improvement helps to avoid problems during entering to the test mode.